

ತೋಟಗಾರಿಕೆ ಇಲಾಖೆ
HORTICULTURE DEPARTMENT
ಜೈವಿಕ ಗೊಬ್ಬರ ವಿಶ್ಲೇಷಣೆಗಾಗಿ ಅರ್ಜಿ
Application for Organic Manure Analysis

Step 1: Go to sevasindhu.karnataka.gov.in website and click on **Departments & Services**

The screenshot shows the homepage of the Seva Sindhu website. At the top, there is a navigation bar with the following items: HOME, ABOUT SEVA SINDHU, DEPARTMENTS & SERVICES (circled in red), SERVICE CENTERS, GRAMA ONE, TRACK YOUR APPLICATION STATUS, REPORTS-DASHBOARD, FAQ, DEPARTMENT CONTACT DETAILS, and CONTACT. Below the navigation bar, there is a search bar labeled 'Search Service'. The main content area displays a grid of department links, including: Agricultural Marketing Department, Bangalore Electricity Supply Company, Cauvery Niravari Nigam Limited, Animal Husbandry and Veterinary Service, Bangalore Metropolitan Transport Corporation, Chamundeshwari Electricity Supply Company Limited, Ayush Department, Bangalore North University, Chief Minister Relief Fund, Backward Classes Welfare Department, Bruhat Bengaluru Mahanagara Palike (BBMP), Collegiate Education, and Karnataka Development Authority. The website header includes the Government of Karnataka logo and the names of the Hon'ble Chief Minister (Sri. B.S. Yediyurappa) and the Hon'ble Minister of Primary & Secondary Education and Sakala (Sri. S. Suresh Kumar).

Step 2: Click on **Horticulture Department** and select **Application for Organic Manure Analysis**. Alternatively, you can search for Application for Organic Manure Analysis in the **searchoption**.

The screenshot shows the Horticulture Department page on the Seva Sindhu website. The 'Search Service' box is circled in red. The search results display the following options: Application for Soil Analysis, Application for Water Analysis, Application for Leaf Analysis, and Application for Organic Manure Analysis. The website header includes the Government of Karnataka logo and the names of the Hon'ble Chief Minister (Sri. B.S. Yediyurappa) and the Hon'ble Minister of Primary & Secondary Education and Sakala (Sri. S. Suresh Kumar). The navigation bar includes: HOME, ABOUT SEVA SINDHU, DEPARTMENTS & SERVICES, SERVICE CENTERS, GRAMA ONE, TRACK YOUR APPLICATION STATUS, REPORTS-DASHBOARD, FAQ, DEPARTMENT CONTACT DETAILS, and CONTACT.

Step 3 : Click on Apply online

Application for Organic Manure Analysis

Eligibility: NA

Supporting Document:
In case of Student and others, Govt ID proof

Application Fee : • EC, pH, BD, PS, Color and Major Nutrients (N,P,K) - Rs.350
• Secondary Nutrients (Ca, Mg, S) - Rs.70
• Micro Nutrients (Fe, Mn, Cu, Zn) -Rs.100
• Boron - Rs.120
• Heavy Metals - Rs.100 per element
• Bio inputs EC, pH, CFU - Rs.350

Service Charge (Free for Online Submission) : Rs 25

Delivery Time (Days) : 11

Procedure for applying:
1. Applicant needs to submit the application
2. The sample needs to be submitted to the laboratory at the Biocentre, Hulimavu, Bangalore-560076
3. Sample will be tested by AHO and report will be prepared
4. The report will be reviewed and approved by SADH

[Apply Online](#)

Step 4: Enter the username, password/OTP, captcha and click on Log In button

7411601421

GET OTP

355567

355567

[LOG IN](#)

[Forgot Password ?](#)

[Don't have an account? Register HERE](#)

Step 5: Fill the Applicant Details

The screenshot shows the 'Application for Organic Manure Analysis' form. The header includes the department name in Kannada and English. The form is divided into two main sections: 'Location details' and 'Applicant details'. In the 'Location details' section, there are radio buttons for 'Current location' and 'Map'. In the 'Applicant details' section, there is a text box for 'Farmer ID' with the value 'FID2303000000002'. Below this, there are radio buttons for 'Farmer', 'Student', and 'Other'. The bottom of the form shows a Windows taskbar with the date 5/27/2021 and time 10:40 AM.

Step 6: Verify the details. If details are correct, select the checkbox ("Yes")& Submit

The screenshot shows the 'Declaration' and 'Word verification' sections of the form. The 'Declaration' section has a checkbox labeled 'I Agree' which is checked. Below it is a 'Word verification' section with a green box containing the number '796495' and a circular refresh icon. A text box below the number contains the same number '796495'. At the bottom right, there are four buttons: 'Draft', 'Submit', 'Close', and 'Reset'. The 'Submit' button is highlighted with a red oval. The bottom of the form shows a Windows taskbar with the date 5/27/2021 and time 10:41 AM.

Step 7: A fully filled form will be generated for user verification. If have any corrections, Click on **Edit** option otherwise Proceed to attach annexures.

The screenshot shows a web browser window with the URL <https://serviceonline.gov.in/karnataka/applyPageForm.do>. The form is titled "ServicePlus- Application for Organic Farming" and is in Kannada. It contains the following fields:

- Get your Address based on / ನಿಮ್ಮ ವಿಳಾಸವನ್ನು ಆಧರಿಸಿ ಪಡೆಯಿರಿ: Current location / ಈಗಿನ ಸ್ಥಳ
- Applicant details/ಅರ್ಜಿದಾರರ ವಿವರಗಳು**
- Select the type of applicant / ಅರ್ಜಿದಾರರ ಪ್ರಕಾರವನ್ನು ಆಯ್ಕೆ ಮಾಡಿ: Farmer / ರೈತ
- Enter the Farmer ID / ರೈತನ ಐಡಿ ನಮೂದಿಸಿ: FID2303000000002
- Name / ಹೆಸರು: Kavya G D
- Phone Number / ದೂರವಾಣಿ ಸಂಖ್ಯೆ: 9663869607
- Type of Farming / ರೈತ ಮಾರ್ಗ: Organic Farming / ಸಾವಯವ ರೈತ
- Reason for analysis / ವಿಶ್ಲೇಷಣೆಯ ಉದ್ದೇಶ: Quality Analysis / ಗುಣಮಟ್ಟ ತಿಳಿಯಲು
- Select the bioinputs to be tested / ಪರೀಕ್ಷಿಸಬೇಕಾದ ಸಾವಯವ ಪರಿಕರಗಳನ್ನು ಆಯ್ಕೆ ಮಾಡಿ: Manure / ಗೊಬ್ಬರ
- Select the Manure to be tested / ಪರೀಕ್ಷಿಸಬೇಕಾದ ಗೊಬ್ಬರವನ್ನು ಆಯ್ಕೆ ಮಾಡಿ: Organic Manure / ಸಾವಯವ ಗೊಬ್ಬರ
- Select the type of Analysis to be done / ವಿಶ್ಲೇಷಣೆ ಮಾಡಬೇಕಾದ ವಿಧ ಆಯ್ಕೆ ಮಾಡಿ: Micro Nutrients (Fe, Mn, Cu, Zn) / ಸೂಕ್ಷ್ಮ ಪೋಷಕಾಂಶಗಳು (Fe, Mn, Cu, Zn)
- Enter the date of manufacture of manure / ಗೊಬ್ಬರ ತಯಾರಿಕೆಯ ದಿನಾಂಕವನ್ನು ನಮೂದಿಸಿ: 01/05/2021
- Fees to be paid / ಪಾವತಿಸಬೇಕಾದ ಒಟ್ಟು ಮೊತ್ತ: 100
- Applicant address / ಅರ್ಜಿದಾರರ ವಿಳಾಸ**
- State/ರಾಜ್ಯ: Karnataka

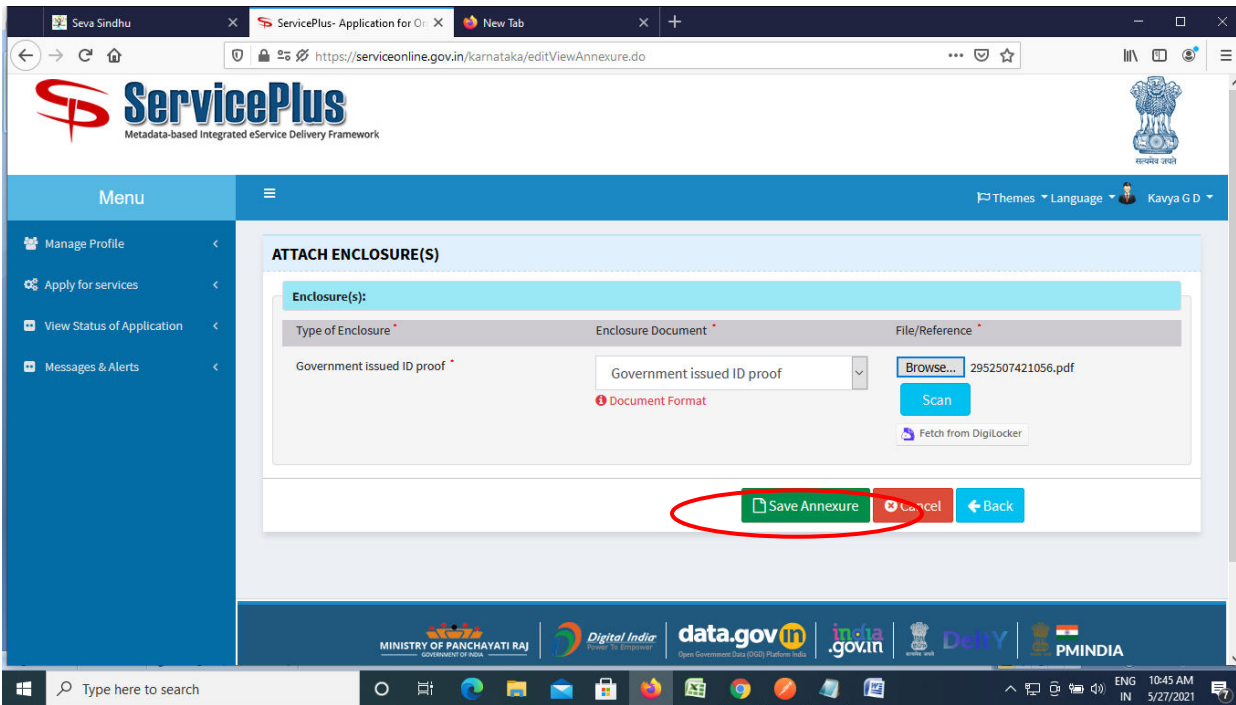
Step 8 : Click on **Attach annexures**

The screenshot shows the same web browser window, but the form is now in English. It contains the following fields:

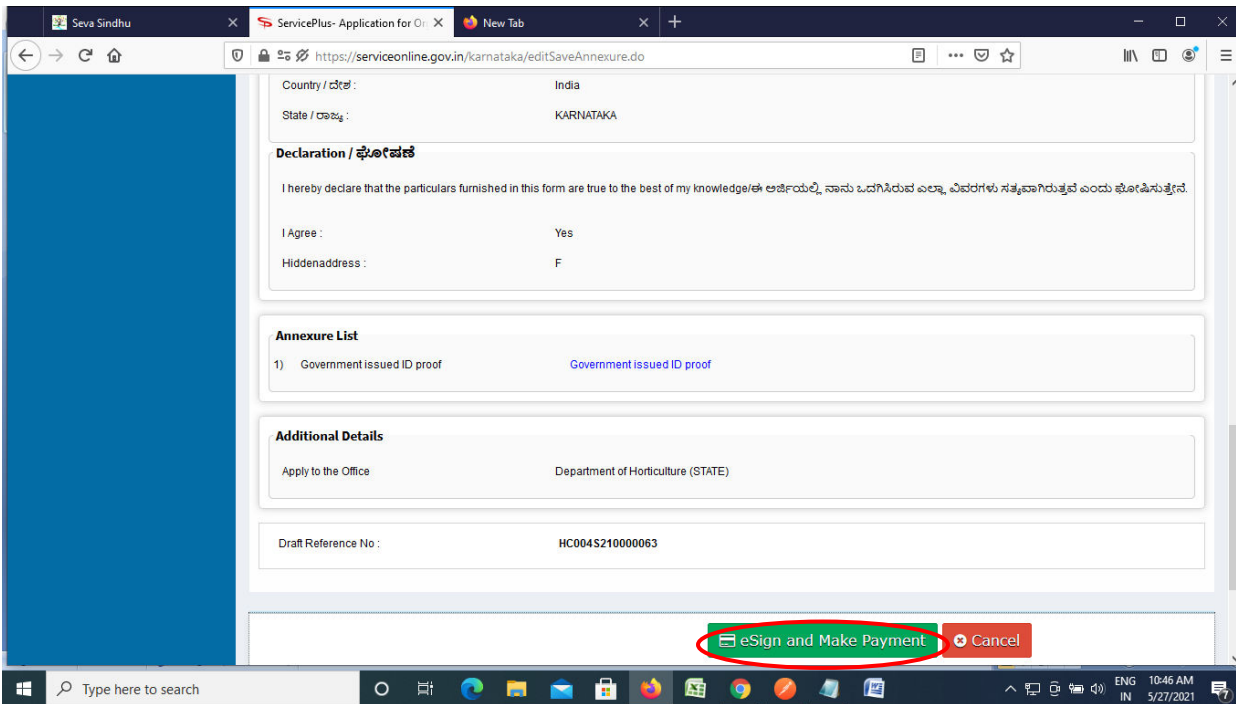
- Address & Pin Codes/ವಿಳಾಸ ಮತ್ತು ಪಿನ್ ಕೋಡ್: Masthenahalli kaiwara post 563125
- Applicant address/ಅರ್ಜಿದಾರರ ವಿಳಾಸ**
- Country / ದೇಶ: India
- State / ರಾಜ್ಯ: KARNATAKA
- Declaration / ಘೋಷಣೆ**
- I hereby declare that the particulars furnished in this form are true to the best of my knowledge/ಈ ಅರ್ಜಿಯಲ್ಲಿ ನಾನು ಒದಗಿಸಿರುವ ಎಲ್ಲಾ ವಿವರಗಳು ಸತ್ಯವಾಗಿರುತ್ತವೆ ಎಂದು ಘೋಷಿಸುತ್ತೇನೆ.
- I Agree: Yes
- Hidden address: F
- Additional Details**
- Apply to the Office: Department of Horticulture (STATE)
- Draft Reference No: Draft_HC004S/2021/00068
- 27/5/2021 10:44:52 IST
- <https://serviceonline.gov.in/karnataka>

At the bottom of the form, there are four buttons: "Attach Annexure" (highlighted with a red circle), "Edit", "Cancel", and "Click here to initiate new application".

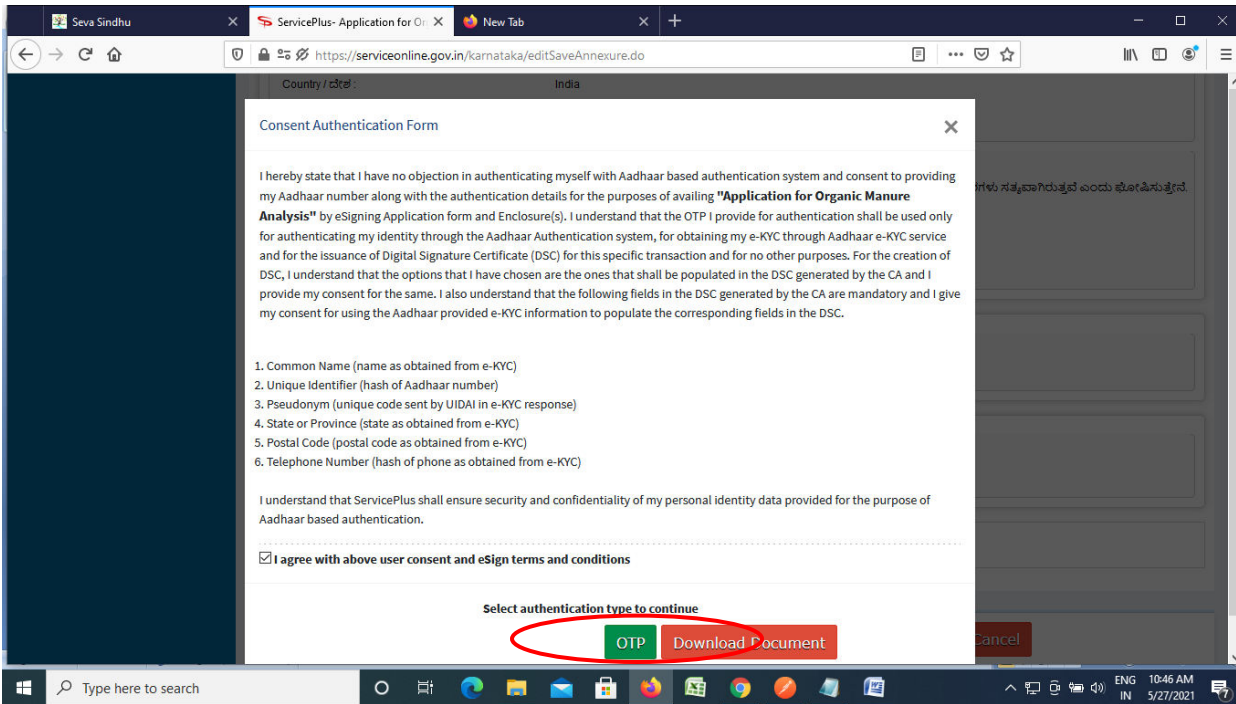
Step 9: Attach the annexures and click on save annexures



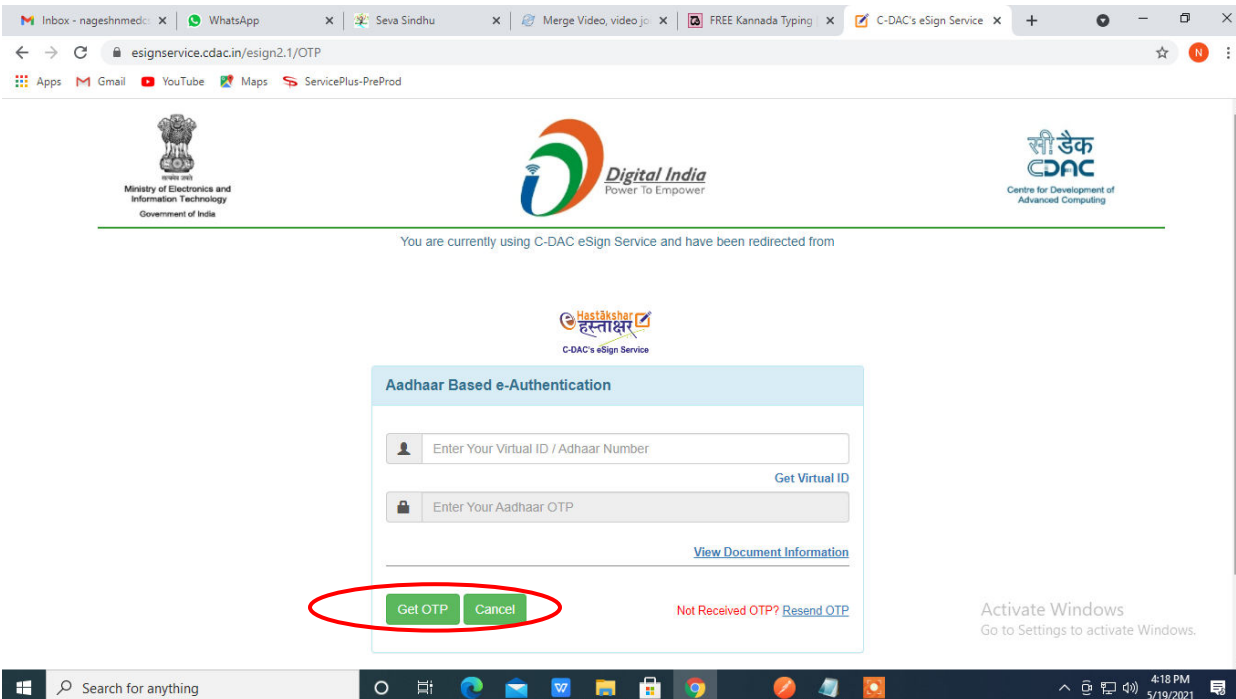
Step 10: Saved annexures will be displayed and click on eSign and Make Payment to proceed.



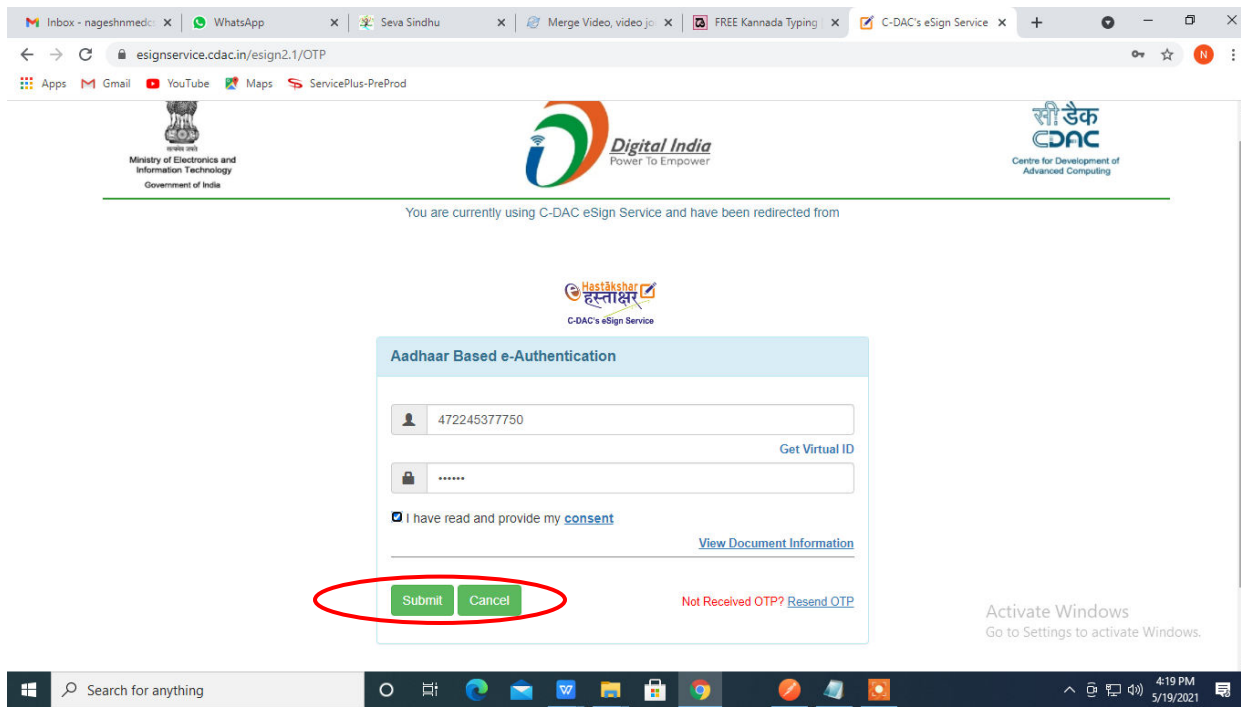
Step 11 : Click on I agree with above user consent and eSign terms and conditions and Select authentication type to continue and click on **OTP**.



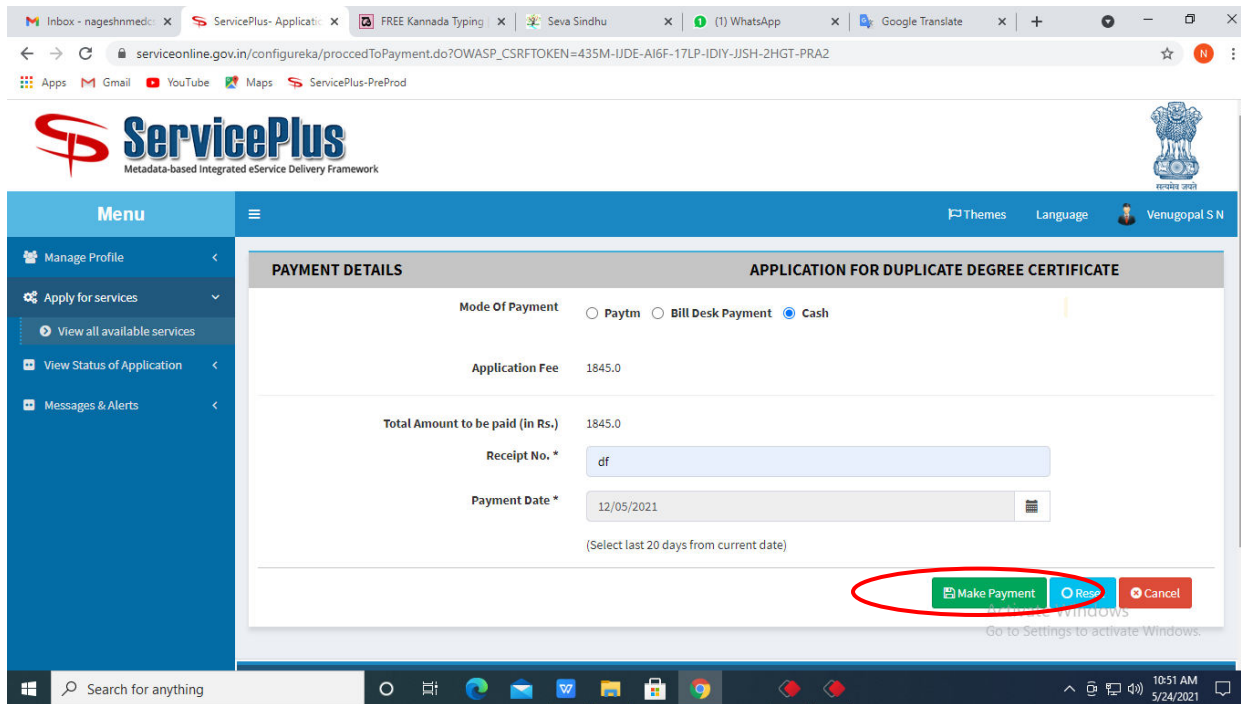
Step 12 : Enter Aadhar Number and click on get OTP



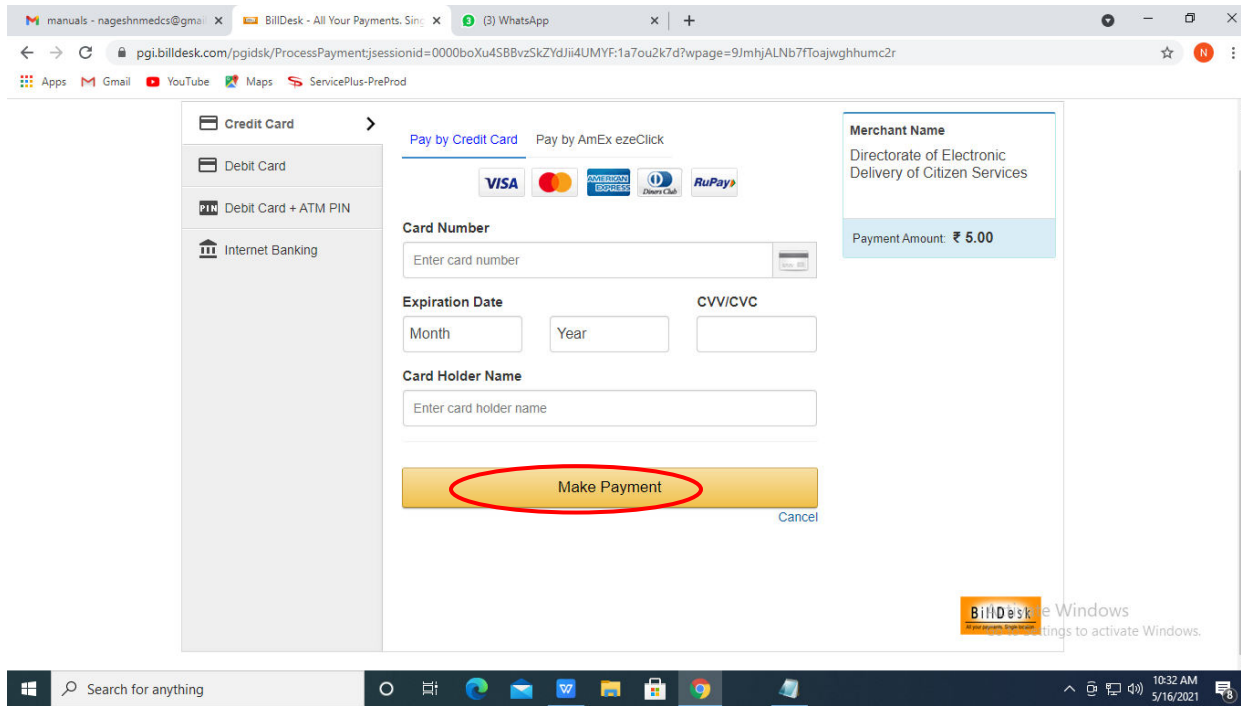
Step 13 :Enter OTP and click on Submit



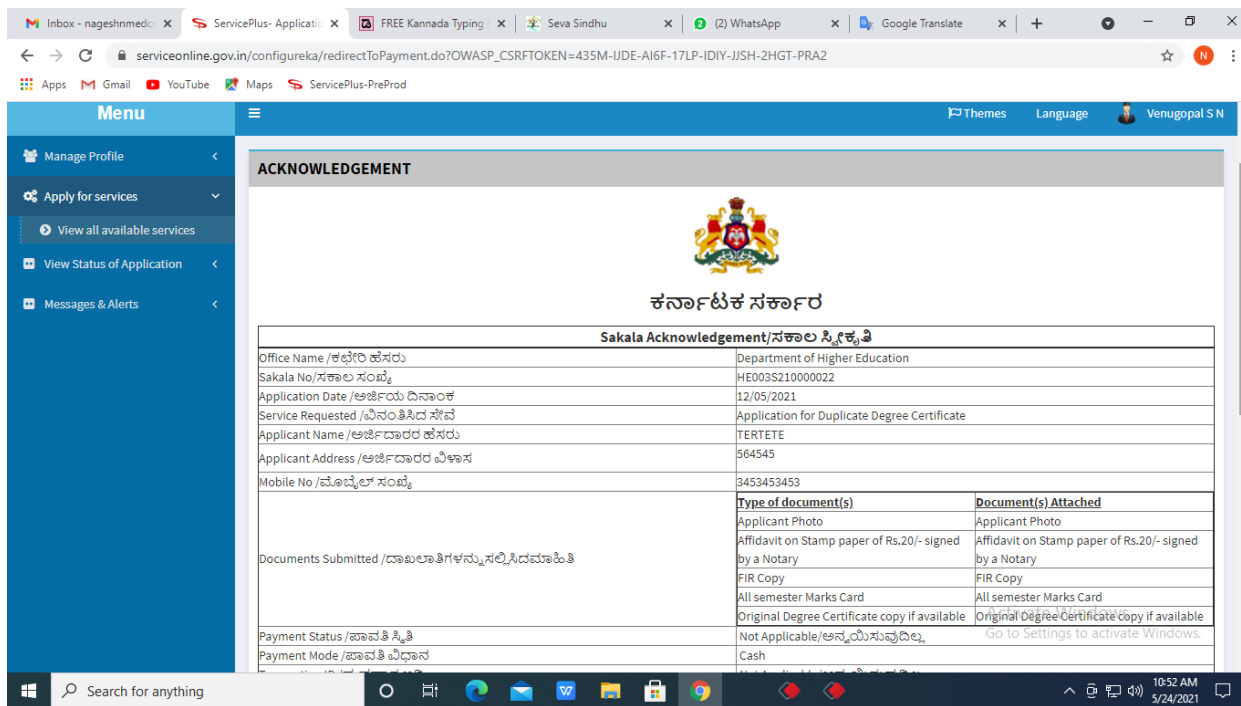
Step 14 : Select the Mode of Payment and click on Make Payment to proceed



Step 15 : Select preferred payment method (Credit Card/Debit Card/Internet Banking), enter the required details and click on make payment



Step 16 :After payment is successful, acknowledgement will be generated. Acknowledgment consists of applicant details, application details and the payment details for applicant's reference.



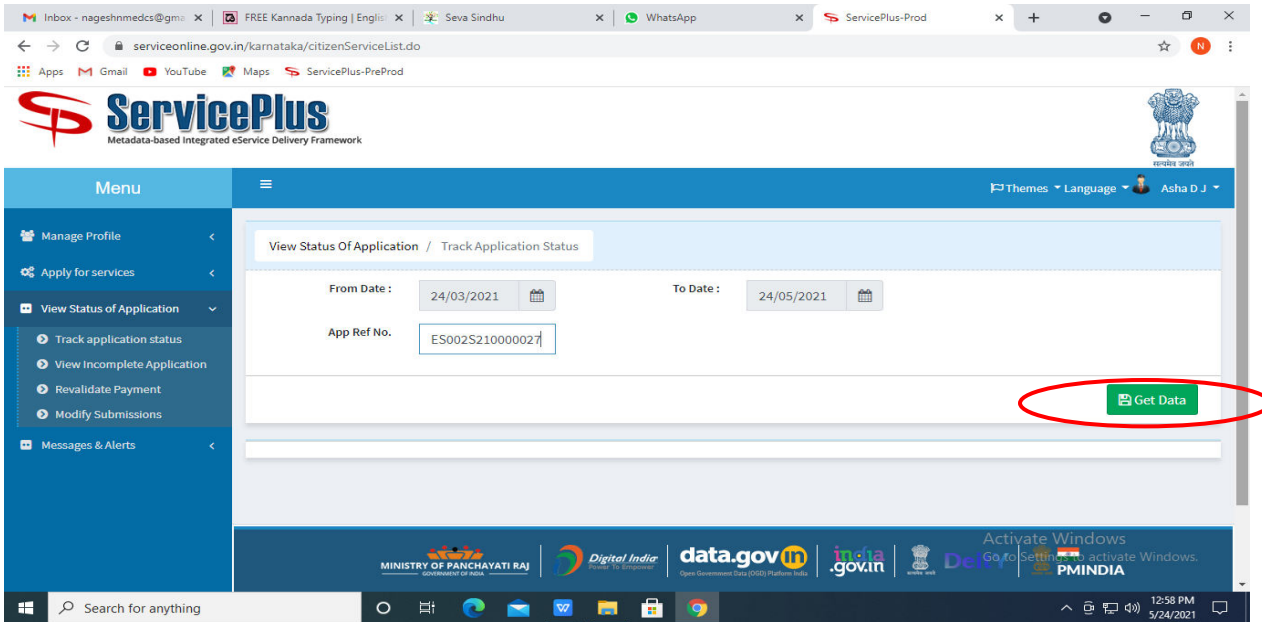
Step 17 : To download the certificate, go to the sevasindhu.karnataka.gov.in and click on **Registered Users Login Here**

The screenshot shows the homepage of the Seva Sindhu website. At the top, there are navigation links for 'User Manual' and 'Video Manual'. Below that, a call center number is displayed: '8088304855/ 6361799796 /9380204364 / 9380206704 - 9AM TO 6PM (Except Government Holidays)'. The main content area features three large buttons: 'RAISE YOUR COMPLAINT', 'NEW USERS REGISTER HERE', and 'REGISTERED USERS LOGIN HERE'. The 'REGISTERED USERS LOGIN HERE' button is circled in red. Below these buttons, there are sections for 'CHECK YOUR APPLICATION STATUS FOR REVENUE DEPARTMENT' with an input field for 'Enter Application No.', and 'NUMBER OF TRANSACTIONS' showing '11085456'. A 'WHAT'S NEW' section lists recent updates. The footer contains a yellow bar with 'Page last updated on: 11-June-2021 3.00PM' and a website visitor count of 38761507. The Windows taskbar is visible at the bottom.

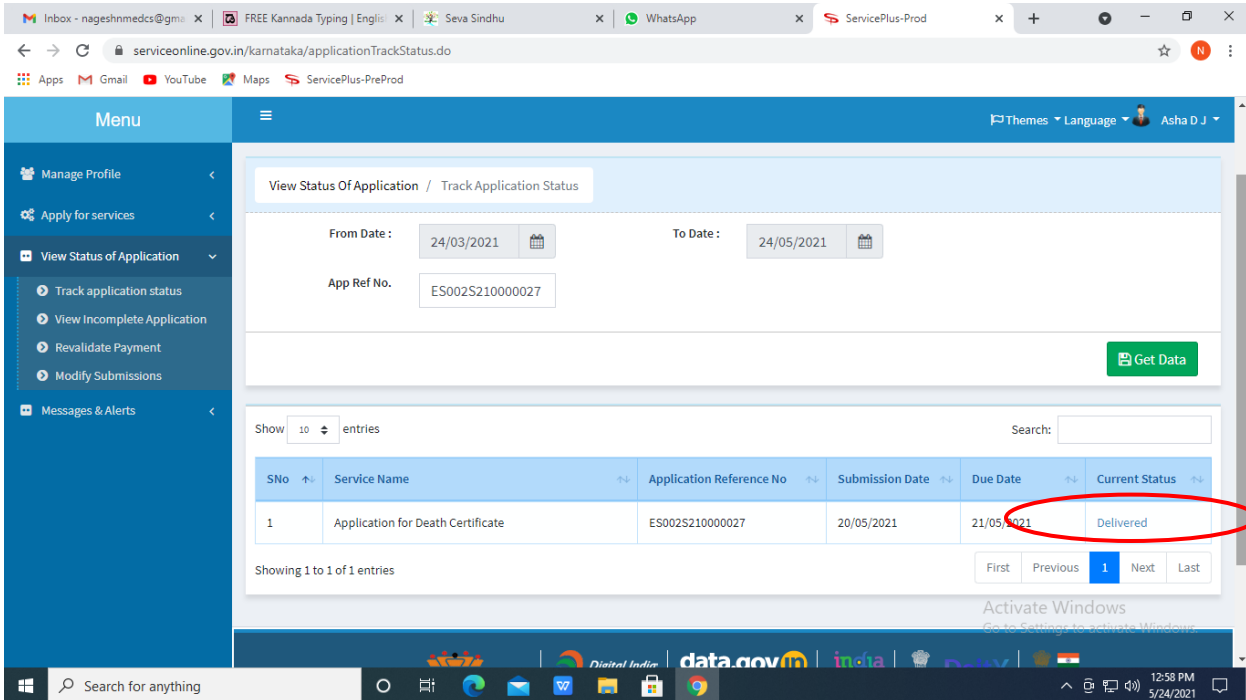
Step 18 : Once the login page is open, enter your username, password/OTP, captcha and click on **Submit**.

The screenshot shows the login page of the Seva Sindhu website. The page has a green and yellow header with the Seva Sindhu logo and name in Kannada and English. The main content area is divided into two columns: 'Apply for Service' and 'Check Your Application Status'. The 'Apply for Service' column contains a form with a text input field for a phone number (9611106670), a password field with a 'Get OTP' button, a captcha field with the number '552519', and a 'Submit' button circled in red. Below the form are links for 'Forgot Password', 'New user ? register here', and 'Know Your Eligibility'. The 'Check Your Application Status' column contains a form with dropdown menus for 'Select Department' and 'Select Service', an input field for 'Enter your Application ID', and a 'Check Status Now' button. The footer includes '© All Rights Reserved' and 'Powered by SERVICEPLUS'. The Windows taskbar is visible at the bottom.

Step 19 :Click on **View Status of Application --> Track application status**. Enter Application Reference Number (you can refer to Acknowledgment/SMS to get Application Reference Number) and click on **Get Data**.



Step 20 : Check Current Status of the application. If it is delivered, Click on **Delivered**.



Step 21 : Under Issue Document(s), click on **Output certificate**

ServicePlus
Metadata-based Integrated eServices

Menu

- Manage Profile
- Apply for services
- View Status of Application
 - Track application status
 - View Incomplete Application
 - Revalidate Payment
 - Modify Submissions
- Messages & Alerts

Status of Application

Application Reference Number : ES002S210000027

Name of the Service : Application for Death Certificate

Applied By : Asha D J

Application due Date : 21/05/2021

S.No.	Task Name	Form Details	Issued Document(s)	Status	Remarks
1	Application Submission	View	Acknowledgement	Completed	NA
2	Push application data to DB	NA	Nil	Forwarded	View
3	Callback Webservice	NA	Output Certificate	Delivered	View

Showing 1 to 1 of 1 entries

Close

Step 22 : Organic Manure Analysis Certificate will be downloaded. You can print the certificate if required.

WPS Office

Home Insert Comment Edit Page Protect Tools

Hand Tool Edit Text Edit Picture PDF to Office PDF to Picture Annotate 60% Auto Scroll Read Mode Background Screen Grab Search Highlight Note

GOVERNMENT OF KARNATAKA
KARNATAKA GOVT
(DEPARTMENT OF HORTICULTURE)
(KARNATAKA GOVT)
Bioscience, Post Box No. 27448, Hulimavu, Bangalore.
Telephone: (080) 26582775, Fax: (080) 26584905
E-Mail: hort@karnataka.gov.in, hort@karnataka.gov.in
E-Content: (080) 26582775, hort@karnataka.gov.in

HC001S200000011 (2).pdf HC001S200000015 (1).pdf

Soil Sample Analysis Report (Date: 22/04/2021)

Received Date / Sample Date: 17/11/2020 Analyzed Date / Report Date: 22/04/2021

- Name & Address: [Redacted]
- Sample Name: [Redacted]
- Plant/Field Name: [Redacted]
- Plant/Field Area: [Redacted]
- Sample Number: [Redacted]
- Plant Name: [Redacted]

Signature: [Redacted] Date: [Redacted]

Reference No: HC01S20000015 To view: <http://karnatakaservice.gov.in/online/govt/2020/05/20200520> Taken No: 050005

This document contains 1 signatures, where 1 signature validity is unknown.

View